

Split Sleeve requirement for Mistlin Gallery Show June/July 2017


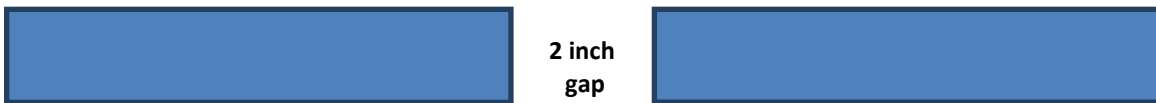
The quilts that are entered into the Mistlin Gallery show in June 2017 must have a split sleeve attached to the back of the quilts to accommodate the type of hook that is used by the gallery to hang the quilts.

Please leave at least a **2 inch gap** between the two sleeves. The **top of the sleeve** either needs to be placed 2 1/2 inches from the top of the quilt or the sleeve needs to be whipped stitched or pinned across the center of the sleeve (horizontally) so that the wooded slat stays to the bottom of the sleeve. If not, the hook mechanism that the gallery uses will be showing at the top of your quilt when it is hung.


If your quilt already has a one piece sleeve, you may be able to make a slit in the sleeve at the center to allow for the hook without having to make two more sleeves.

The wooden slat should be at least 3/8" thick to receive screws securely, and cut 1 inch shorter than the width of your quilt.


PLEASE REMEMBER: QUILTS WITHOUT THE SPLIT SLEEVE WILL NOT BE ABLE TO BE HUNG IN THE SHOW.



Split sleeve with space at top using an eyehook.



Split sleeve using pins to hold slat down and an eyehook.



Split sleeve with space at top using a D ring hanger.